



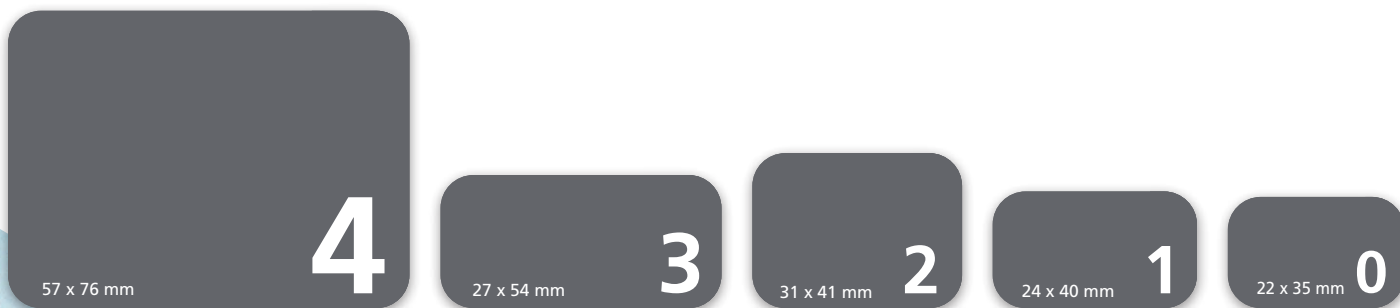
BRINGING
TOGETHER THE
**BEST OF DIGITAL
AND FILM**

DIGITAL FOR FILM ENTHUSIASTS

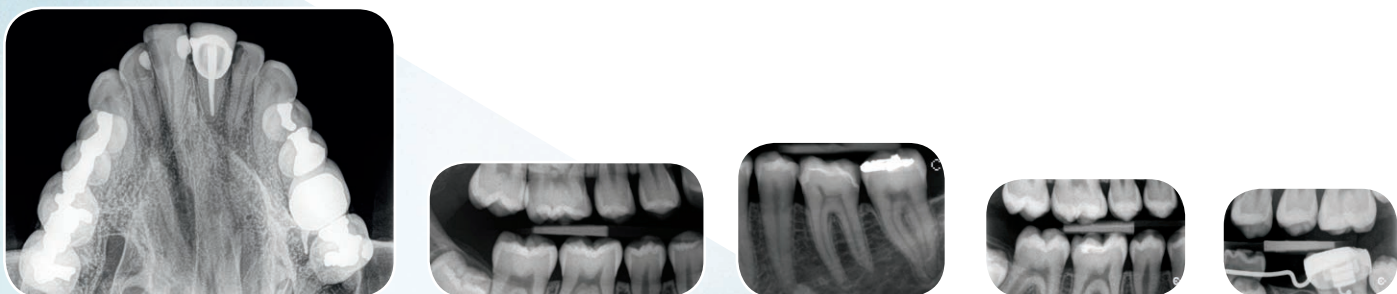
OUTSTANDING IMAGE QUALITY IN SECONDS

Combining a true resolution of up to 19 lp/mm with powerful image processing capabilities, our imaging plate systems deliver the high image quality you need to make a confident diagnosis. And, with their wide exposure range, the plates are designed to prevent over- or under-exposure.

The film-like workflow requires minimal training and integrates smoothly into your daily practice. The thin, flexible plates come in sizes similar to film and—since there's no cable—enhance patient comfort. Hygienic sheaths are available to prevent cross-contamination and protect plates from scratches and light. With proper handling, the highly durable plates can be reused hundreds of times.



Comfortable plates are available in sizes similar to film to better fit your patients.*



Imaging plates produce sharp images with exceptional details and high contrast.

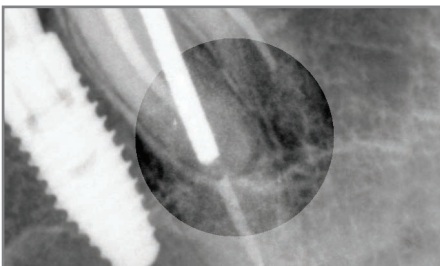
* Sizes 3 and 4 only available for the CS 7600



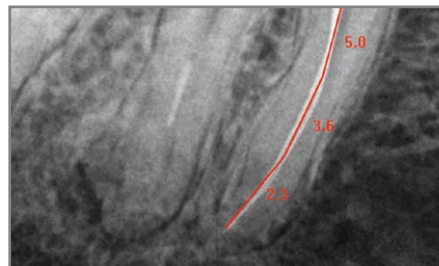
INTUITIVE IMAGE PROCESSING

Multiple scanning modes enable you to capture your desired image every time. CS Adapt's preprogrammed filters enhance images according to your diagnostic needs with no manual adjustment required. Powerful algorithms divide the images into layers and optimize the quality of each one. CS Adapt then recombines the layers to reconstruct the final image. You end up with clinically relevant details that are more visible and helpful in the diagnostic process.

The intuitive user interface makes it easy for you to produce perfectly contrasted images and share them with colleagues and insurance companies. The images also enhance patient communication and increase treatment acceptance.



Powerful image processing tools enhance image contrast in a single click.



Easily take precise measurements and annotate/highlight areas of interest.



Access all images directly from Carestream Dental's imaging software.



CS 7200 YOUR IDEAL DIGITAL CHAIRSIDE COMPANION

Designed for maximum simplicity, the CS 7200 lets you expose, scan and view. Images open on your computer screen, and the plate automatically erases when you're finished. You can capture images, scan plates and review images—all from the dental chair.

- Features a compact design
- Connects via USB
- Provides a quiet scanning process
- Covers periapical, bitewing and pediatric exams with three plate sizes: 0, 1 and 2
- Includes four scanning modes

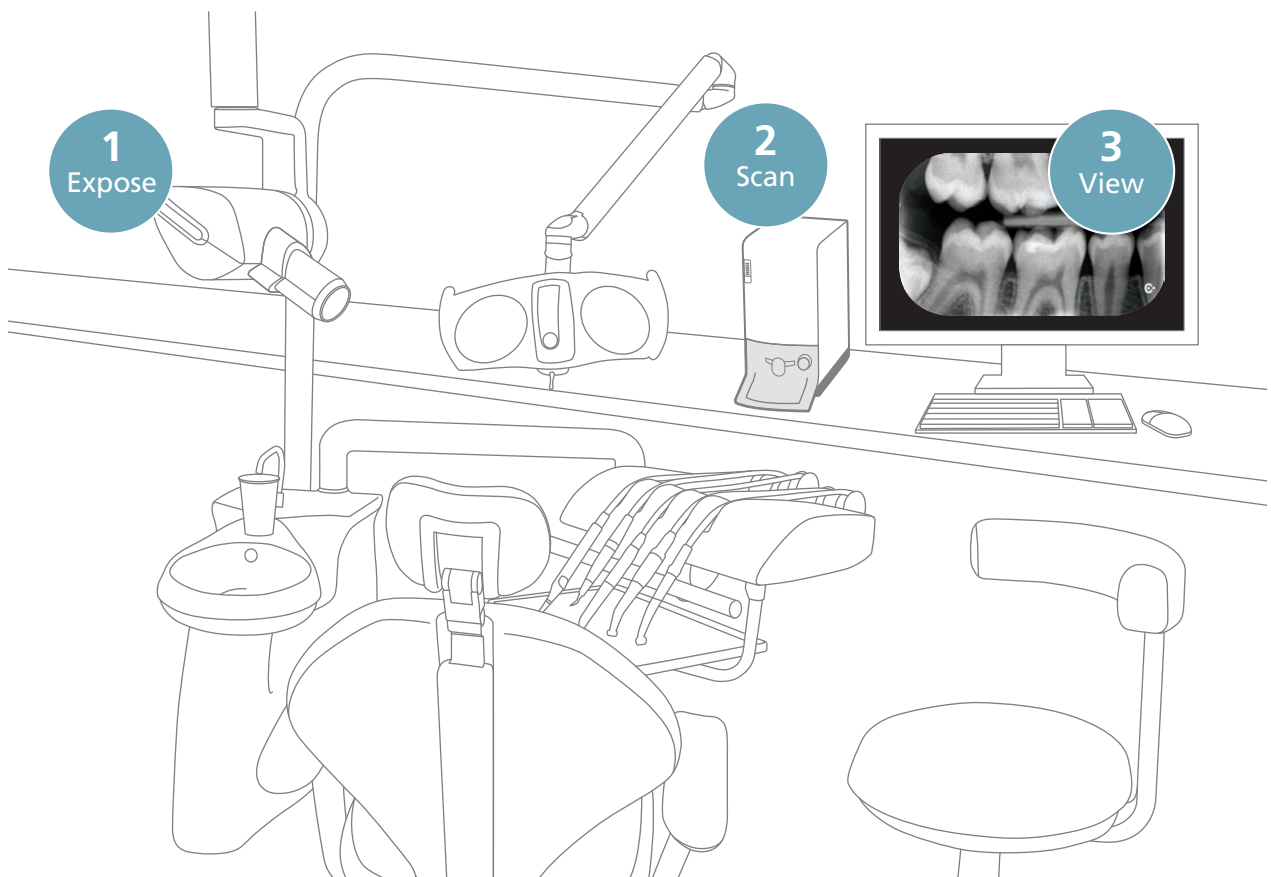




Thin, flexible, cable-free

100% active surface

Rounded corners



Capture images, scan plates, and review images all from the dental chair.

CS 7600

INTELLIGENT WORK-FLOW DESIGNED FOR SHARED USE

With a fully automated workflow that features “Scan & Go” technology, the CS 7600 is ideal for a multi-user practice. The plates have an electronic chip that attaches the patient’s information to any associated images. The system automatically recognizes images and sends them to the appropriate computer and patient file without any user interaction. The system automatically erases the plates, which are then available for reuse.

- Lets you scan in any order
- Eliminates bottlenecks
- Allows you to preview images directly on the unit
- Features built-in memory to guard against data loss
- Supports all plate sizes, including size 3 for long bitewing radiographs and size 4 for true occlusal exams

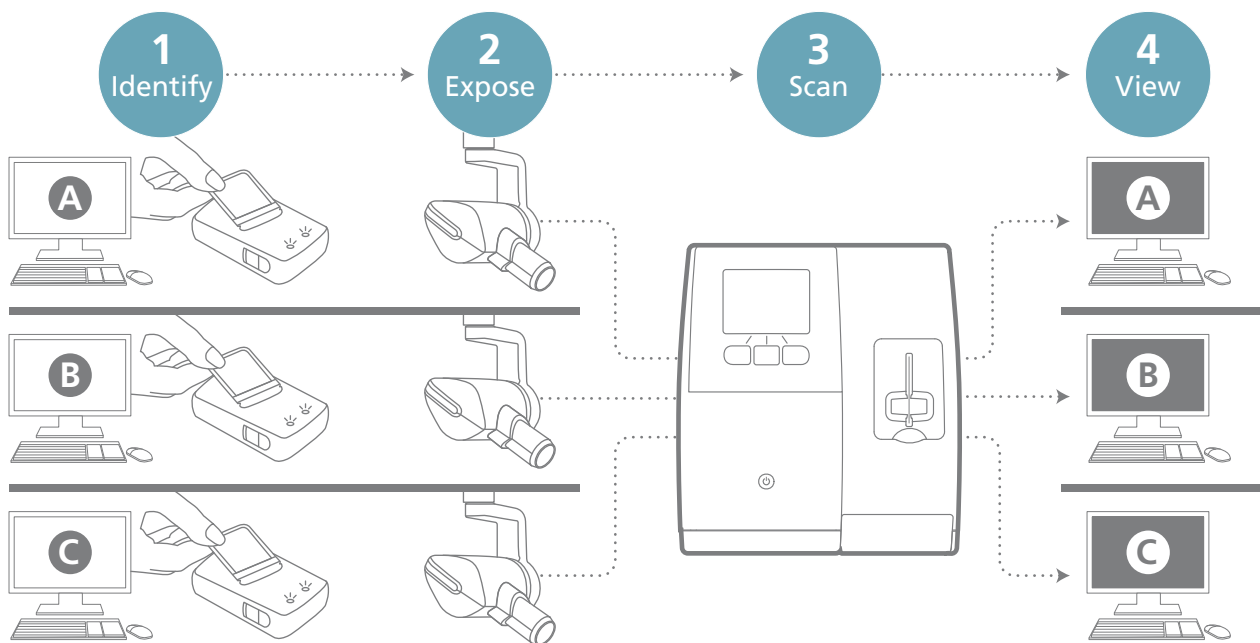




The CS 7600 supports all plate sizes, including size 3 for long bitewing radiographs and size 4 for true occlusal exams.



Special microchip within plate embeds exam information within the associated image files.



With Scan & Go technology, plates are pre-identified and images automatically routed to the correct computer and patient file.

IMAGING PLATE SOLUTIONS FOR **SINGLE** OR **MULTI-USER**S



	CS 7200	CS 7600
Use	Chairside / Single user	Shared / Multi-users
Max. true resolution	19 lp/mm NEW!	17 lp/mm
Plate sizes	0-1-2	0-1-2-3-4
Examinations	Pediatric Periapical Bitewing	Pediatric Periapical Bitewing Long Bitewing True occlusal
Time to first image	8 sec.*	5 sec.*
LCD screen with user instructions	-	✓
CS Adapt	✓	✓

*Time to first image varies based on the scanning mode and resolution

For more information, visit us at carestreamdental.com or call us at **0800 4567 7654**